

STUDENT MANUAL FOR ACADEMIC EVALUATION SYSTEM

Follow the steps given below to login to the Academic Evaluation System and view all the relevant evaluation details.

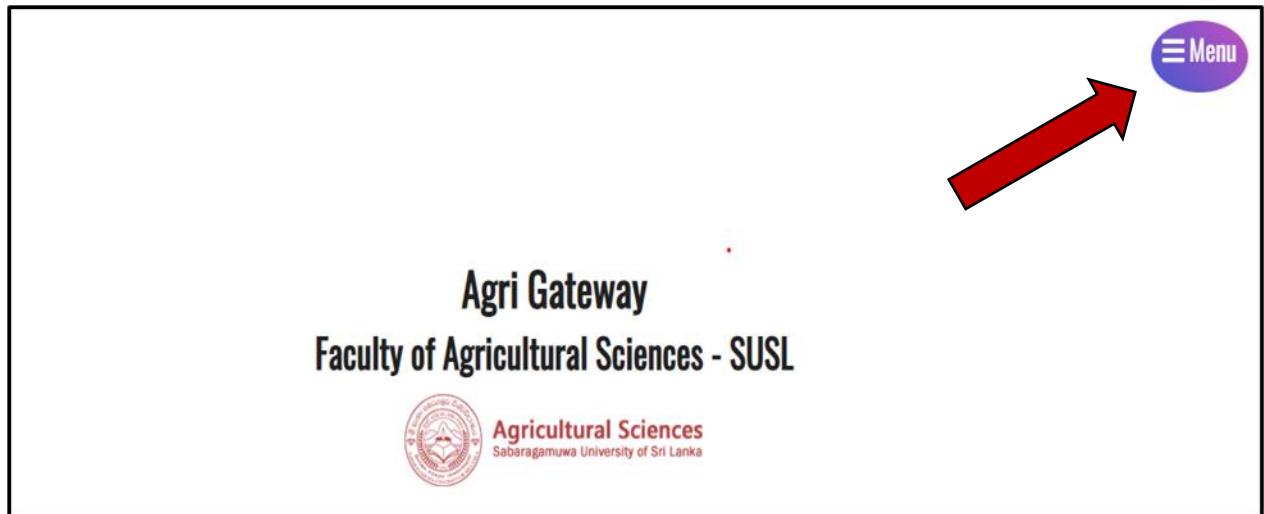
Step 01:

Visit the below URL

<https://gateway.agri.sab.ac.lk/>

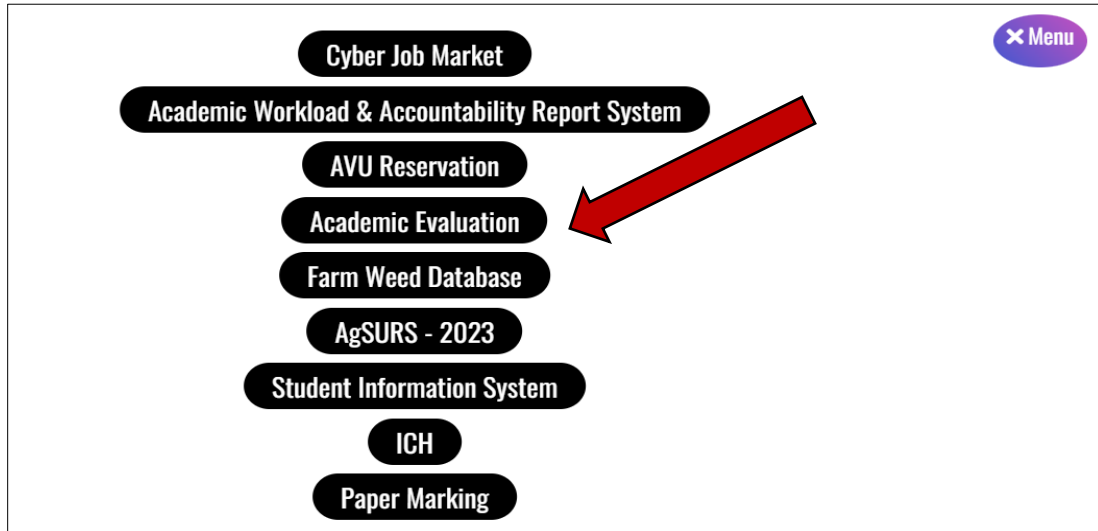
Step 02:

Click the “**Menu**” option and select the Academic Evaluation option.



Step 03:

Then you will see the following interface, and click the “**Academic Evaluation**” option.



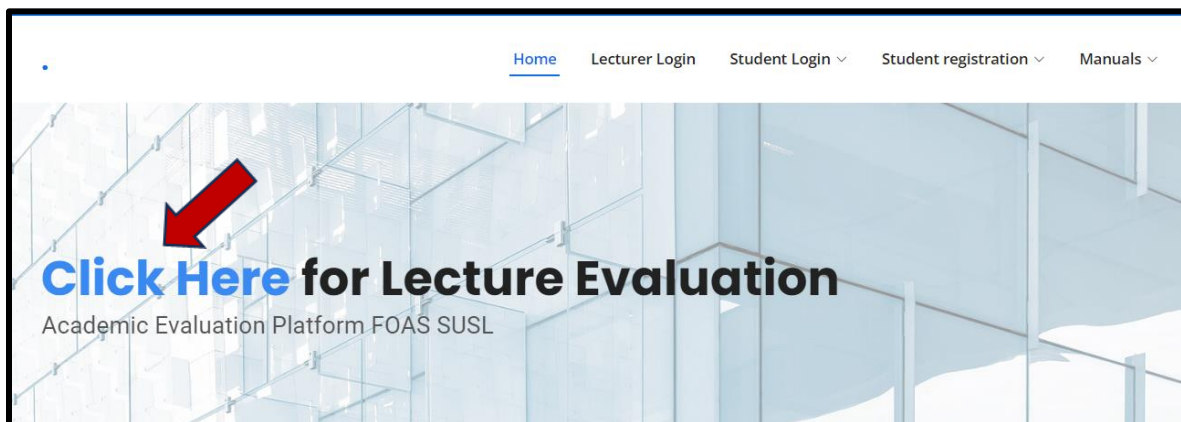
YOU HAVE TO COMPLETE TWO TASKS

Task 01

Evaluate your Lecturer

Step 03

You can click the option “**Click Here**” to fill out the lecturer evaluation forms for the relevant subjects.



Step 04

Then you will be able to see the below interface. Please complete the required details correctly.

You must complete all steps in order for your submission to be processed. Please click the “**continue**” option after each and every step.

Lecturer Evaluation

» Basic Details » Evaluation » Other » Review » Thank You

Basic Details

Basic Details

Degree Program *

☐ B.Sc. in Agricultural Sciences and Management
☐ B.Sc. in Food Business Management

Intake

2015/2016 ▼

Year

Year 1 ▼

Semester

Semester 1 ▼

Course code and Name

EA 41153 – Post-Harvest Physiology and Technology of Horticultural Produce(Elective) ▼

Subject Assigned

Department of Agribusiness Managementnt ▼

Department/Unit *

Name of the Lecturer

Ms. D.D.M.O. Dissanayake ▼

This is page 1 of 5. You must complete all steps in order for your submission to be processed. Please click continue. [Continue](#)

Lecturer Evaluation

» Basic Details » Evaluation » Other » Review » Thank You

Evaluation

Lecture Evaluation

| | | | | |
|--|--|--|--|--|
| Functionality | <input type="radio"/> Extremely Good <input type="radio"/> Poor | <input type="radio"/> Very Good <input type="radio"/> Very Poor | <input type="radio"/> Good <input type="radio"/> Extremely Poor | <input type="radio"/> Neither good or poor |
| Preparation for the lectures | <input type="radio"/> Extremely Good <input type="radio"/> Poor | <input type="radio"/> Very Good <input type="radio"/> Very Poor | <input type="radio"/> Good <input type="radio"/> Extremely Poor | <input type="radio"/> Neither good or poor |
| Clarity in communicating with students in the lecture room | <input type="radio"/> Extremely Good <input type="radio"/> Poor | <input type="radio"/> Very Good <input type="radio"/> Very Poor | <input type="radio"/> Good <input type="radio"/> Extremely Poor | <input type="radio"/> Neither good or poor |
| Confidence on the subject | <input type="radio"/> Extremely Good <input type="radio"/> Poor | <input type="radio"/> Very Good <input type="radio"/> Very Poor | <input type="radio"/> Good <input type="radio"/> Extremely Poor | <input type="radio"/> Neither good or poor |
| Usage of teaching methods (Group activities, role plays etc..) | <input type="radio"/> Extremely Good <input type="radio"/> Poor | <input type="radio"/> Very Good <input type="radio"/> Very Poor | <input type="radio"/> Good <input type="radio"/> Extremely Poor | <input type="radio"/> Neither good or poor |
| Usage of teaching aid (PPT, video clips , white board etc..) | <input type="radio"/> Extremely Good <input type="radio"/> Poor | <input type="radio"/> Very Good <input type="radio"/> Very Poor | <input type="radio"/> Good <input type="radio"/> Extremely Poor | <input type="radio"/> Neither good or poor |
| Motivation of students for learning | <input type="radio"/> Extremely Good <input type="radio"/> Poor | <input type="radio"/> Very Good <input type="radio"/> Very Poor | <input type="radio"/> Good <input type="radio"/> Extremely Poor | <input type="radio"/> Neither good or poor |

Lecturer Evaluation

» Basic Details
» Evaluation
» Other
» Review
» Thank You


Other

Other Details

Did the lecturer provide you with a study guide at the beginning of the course unit? ☐ Yes ☐ No

Please make other comments about the Lecturer if any

This is page 3 of 5. You must complete all steps in order for your submission to be processed. Please click continue.
Continue



Lecturer Evaluation

» Basic Details
» Evaluation
» Other
» Review
» Thank You

Review

Basic Details EDIT

| | |
|----------------------|--|
| Degree Program | B.Sc. in Agricultural Sciences and Management |
| Intake | 2015/2016 |
| Year | Year 1 |
| Semester | Semester 1 |
| Course code and Name | EA 41153 – Post-Harvest Physiology and Technology of Horticultural Produce(Elective) |
| Subject Assigned | Department of Agribusiness Management |
| Department/Unit | |
| Name of the Lecturer | Ms. D.D.M.O. Dissanayake |

Lecture Evaluation EDIT

| | |
|--|--|
| Punctuality | |
| Preparation for the lectures | |
| Clarity in communicating with students in the lecture room | |

After completing all the steps, you can submit another submission via the **"Click Here"** option as below.


Lecturer Evaluation

» Basic Details
» Evaluation
» Other
» Review
» Thank You

Thanks!

Your form has been processed. Thanks for submitting the form.

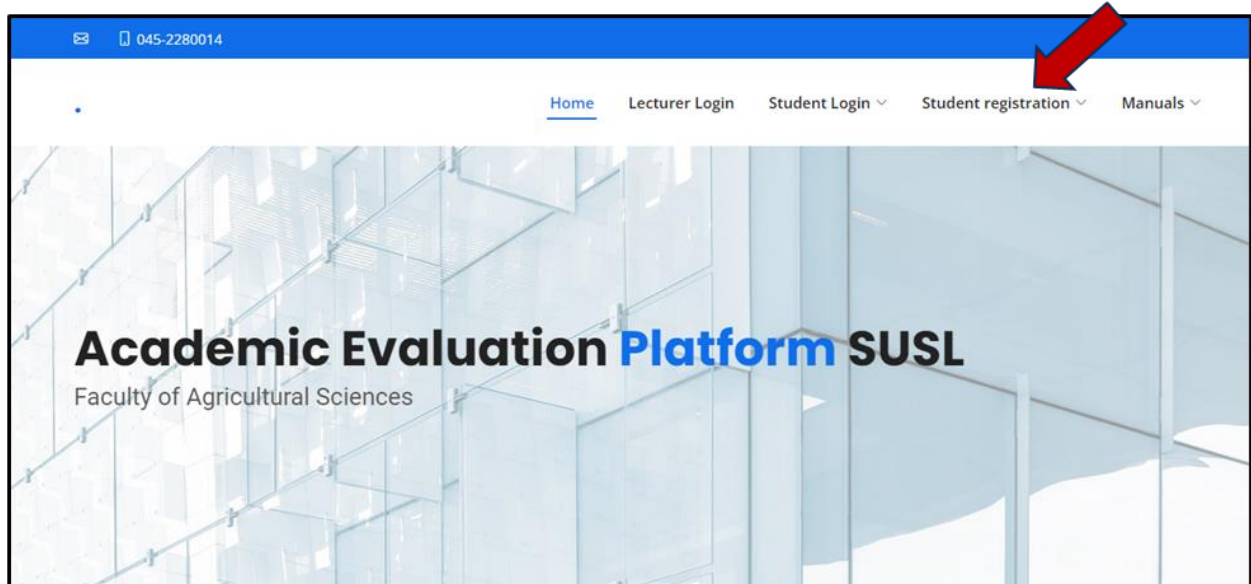
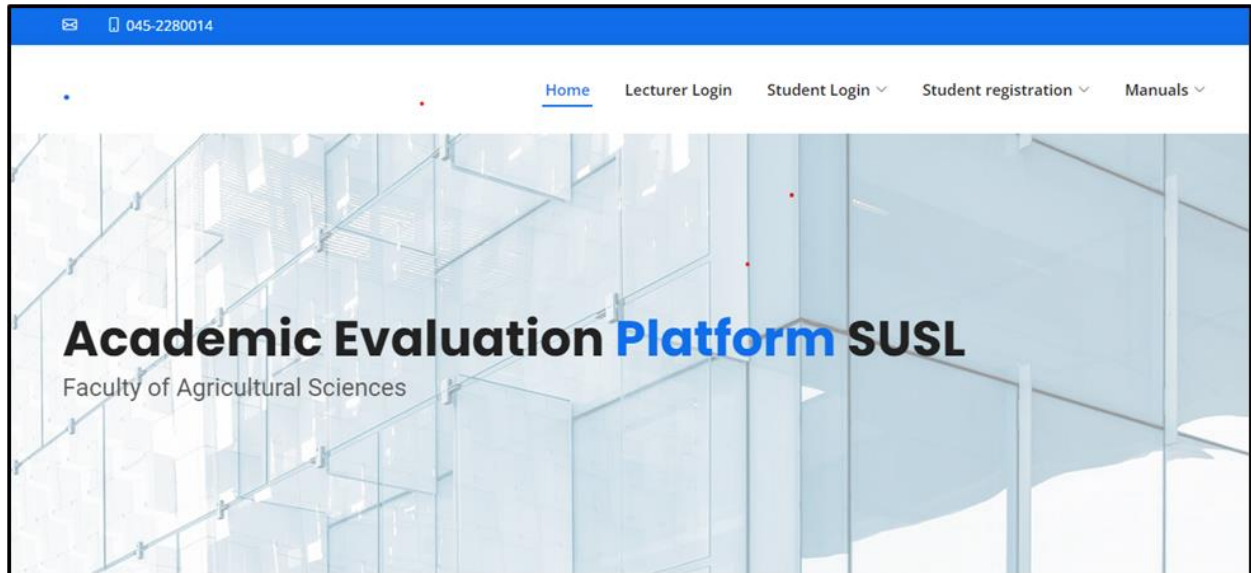
[Click here](#) to put through another submission.



Task 02

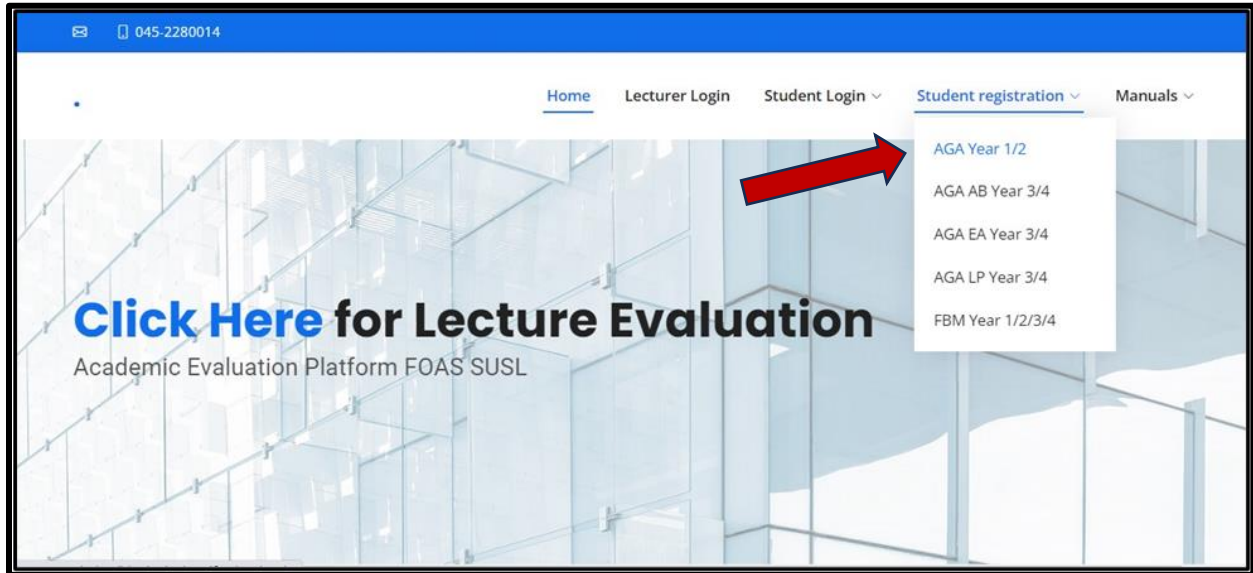
Step 05:

You should follow the below mentioned procedures after completing the lecturer evaluation to complete your process in the system:



Step 06:

Then you can register for the system, as shown below.



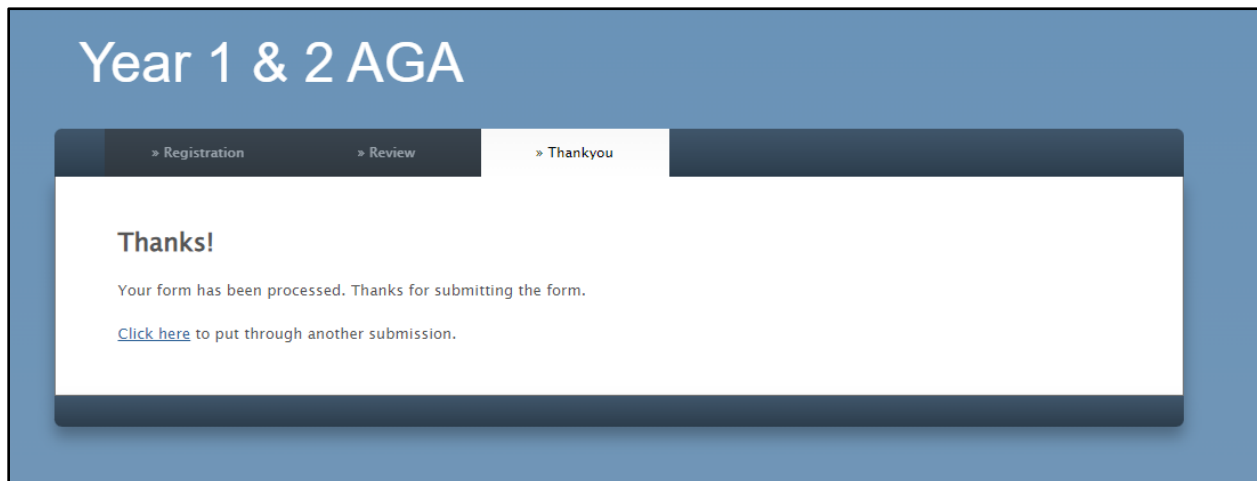
Next, please click the “**continue**” option.

The screenshot shows the 'Year 1 & 2 AGA' registration form. The form has three tabs: Registration, Review, and Thankyou. The 'Registration' tab is active. The form contains the following fields:

| Registration | |
|-------------------------------|------------------------|
| Student Registration Number * | 15AGA1134 |
| Password | 123 |
| Email | isuriudyana8@gmail.com |

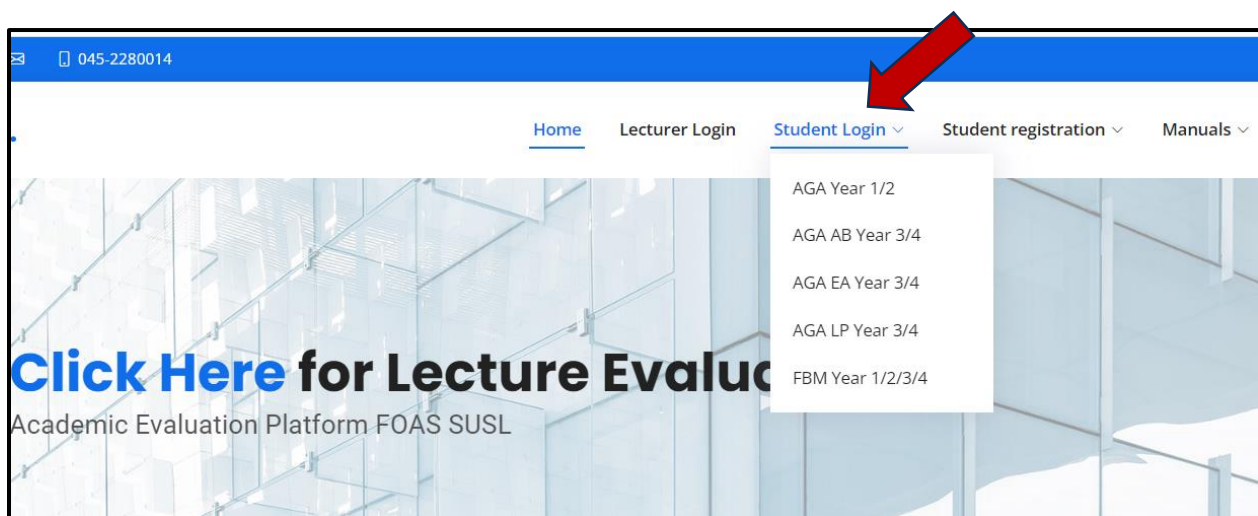
Below the form is a 'Continue' button, which is highlighted by a red arrow.

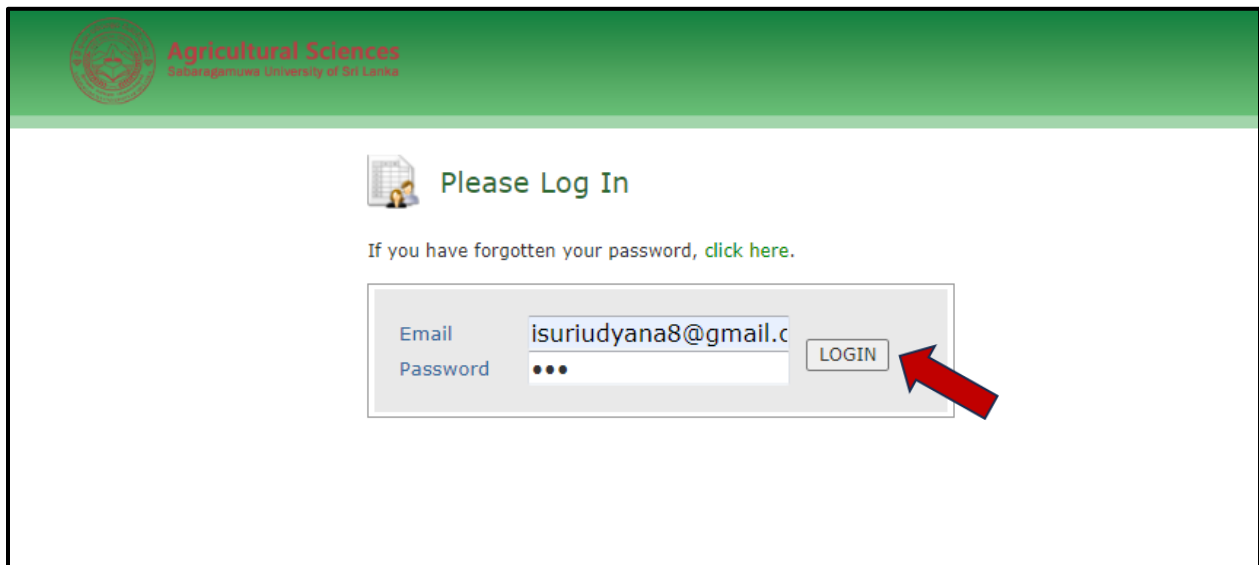
After successful registration, you will be able to see the below interface in the system.





Step 06:

Then you can log in to the system using the “**Student Login**” option by using the login credentials that you entered when you registered in to the system.





 **Agricultural Sciences**
Sabaragamuwa University of Sri Lanka

 **Please Log In**

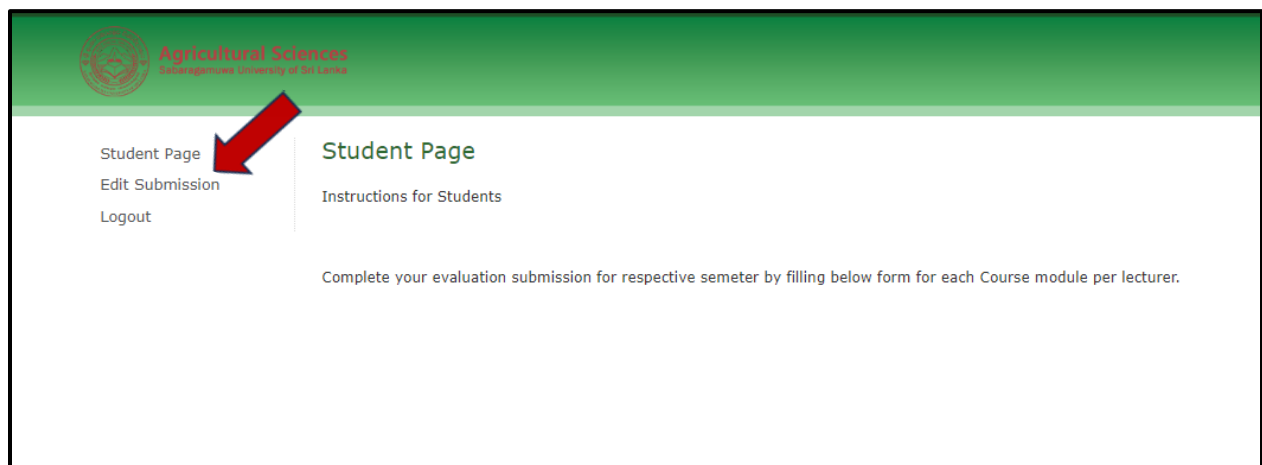
If you have forgotten your password, [click here.](#)


Email

Password

Step 06

Then you can click the **“Edit Submission”** option to complete your evaluation submission for the respective semester by filling out the given form for each course module per lecturer.




 **Agricultural Sciences**
Sabaragamuwa University of Sri Lanka

Student Page
Edit Submission
Logout

Student Page

Instructions for Students

Complete your evaluation submission for respective semester by filling below form for each Course module per lecturer.


Agricultural Sciences
 Sri Lanka Open University of Sri Lanka

Student Page
Edit Submission
 Logout

Edit Submission

Student Details Year 1 Year 11

YEAR 1 SEMESTER 1

| | |
|--|---|
| AB 11012 Mathematics | <input type="radio"/> Completed <input type="radio"/> Not Completed |
| AB 11022 Principles of Management | <input type="radio"/> Completed <input type="radio"/> Not Completed |
| EA 11012 Microbiology | <input type="radio"/> Completed <input type="radio"/> Not Completed |
| EA 11022 Agro-meteorology and Applied Hydrology | <input type="radio"/> Completed <input type="radio"/> Not Completed |
| EA 11032 Principles of Horticulture | <input type="radio"/> Completed <input type="radio"/> Not Completed |
| LP 11013 Anatomy and Physiology of Farm Animals | <input type="radio"/> Completed <input type="radio"/> Not Completed |
| LP 11022 Genetics | <input type="radio"/> Completed <input type="radio"/> Not Completed |
| LP 11032 Introduction to Aquatic Biology and Aquaculture | <input type="radio"/> Completed <input type="radio"/> Not Completed |

Finally, you should click the **“update”** option to complete your submission.

| | |
|---|---|
| AB 12012 Applied Statistics | <input type="radio"/> Completed <input type="radio"/> Not Completed |
| AB 12022 Microeconomics | <input type="radio"/> Completed <input type="radio"/> Not Completed |
| EA 12012 Irrigation and Water Resource Engineering | <input type="radio"/> Completed <input type="radio"/> Not Completed |
| EA 12023 Introduction to Soil Science and Plant Nutrition | <input type="radio"/> Completed <input type="radio"/> Not Completed |
| EA 12032 Principles of Plant Pathology | <input type="radio"/> Completed <input type="radio"/> Not Completed |
| EA 12042 Insect Morphology and Systematics | <input type="radio"/> Completed <input type="radio"/> Not Completed |
| LP 12012 Fundamentals of Biochemistry | <input type="radio"/> Completed <input type="radio"/> Not Completed |
| LP 12023 Principles of Food Science and Technology | <input type="radio"/> Completed <input type="radio"/> Not Completed |
| AG 12030 End User Applications | <input type="radio"/> Completed <input type="radio"/> Not Completed |
| AG12010 English for Academic Purposes - II | <input type="radio"/> Completed <input type="radio"/> Not Completed |
| AG 12020 World Studies and Current Affairs | <input type="radio"/> Completed <input type="radio"/> Not Completed |

UPDATE
 